

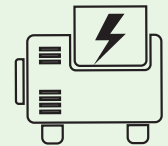
WATER NEBULIZER

designed and created
for your needs

Designed to provide
an exceptional level
of performance
for every work on site
ensuring the right
balance between power
and ease of use

TKS-40
MONSTER

30-40m
water 
nebulizer



9kVA

Generator required



Integrated drive system
with wi-fi remote console

R.O.T.
SYSTEM

more sustainable
and environmentally
friendly future



TRIME[®]
Dust Suppression

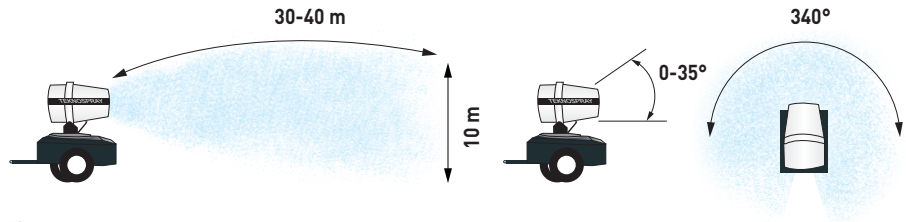
30-40m

water

nebulizer

ZERO
emissions 

100%
Electric engine
powered



APPLICATIONS



FEATURES

- ✔ SMART START SYSTEM
- ✔ Water pump
- ✔ Water pressure Gauge
- ✔ Water pump
- ✔ Water Safety pressure switch
- ✔ Manual water drain system
- ✔ Integrated water tank
- ✔ Stainless steel crown with 24 nozzles
- ✔ Multi-directionally electric adjustable cannon
- ✔ 10 meters hydraulic and foldable mast
- ✔ Robust lifting eyes
- ✔ Cable protected inside the mast with automatic reel
- ✔ Circuit breaker for electrical protection
- ✔ High efficiency Kubota engine coupled with heavy duty Linz Electric alternator
- ✔ Wide crawler undercarriage to be secure and stable in any situation
- ✔ Constantly horizontal thanks to the dynamic levelling technology
- ✔ Integrated drive system with WI-FI remote console

SAFETY

- ✔ Reduce dust for healthy and safe environment
- ✔ Safety automatic clutch compliant with HSE norm
- ✔ Remote control with full operation
 - start/stop
 - tilt up/down
 - turn left/right/auto

OPTIONS

- ✔ 60 Hz
- ✔ External pump for chemicals additives

R.O.T. SYSTEM

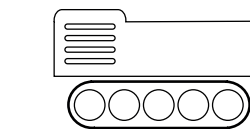
- Remote control, 50m range programmable function "cicle" to start electric motor-water pump - oscillation with only one button
- Automatic oscillation 0 - 340° manual area setting
- Electric Tilting System

Technical data

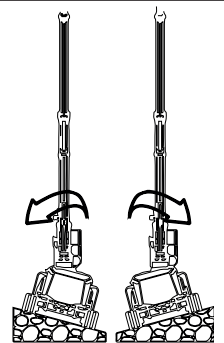
Electric engine power (kW)	5
Fan diameter (mm)	800
Water consumption (l/m)	37 - 43
Coverage without wind (m)	30 - 40
Max. water throw height (m)	20
Water connection	UNI 45 or STORZ or CAMLOCK
Water inlet filter (mesh)	60
Y Filter (µm)	500
Electric Tilting system	0 - 35°
Automatic oscillation	0 - 340°
Tower height (m)	10
Engine (diesel)	Kubota D1105
Dimensions (mm)	4800x1830x2600
Weight (kg)	2525

Generator

Fuel tank (kVA)	150
Consumption (l/h)	2
Running time (h)	75
Power generator (kVA)	9
Voltage (VDC)	48
Max driving speed (km/h)	2,2
Gross weight (kg)	3500



wide crawler undercarriage
to be secure and stable in any situation



Longitudinal/Lateral
Automatic levelling ± 15°



TRIME®

Sales Dept. +39 0382 406 252 - www.trime.it - info@trime.it

The company reserves the right to modify the technical specifications, items and design without notice. The images of the products are indicative for illustrative purposes only.