



light on your work



4x150W LED - 5,5M



TRIME

Lighting Tower Specialist



X-CITY

4x150W LED - 5,5M

Our engineers know that the market needs a lighting tower that is rugged, long lasting and safe. The X-CITY has been created beginning from these characteristics. It is the best solution to your needs and guarantees 2400 sqm of illuminated area. 26 units can be loaded on a standard truck. To all of this, we added the technology that allows for maximum fuel efficiency and reliability.



5,5m



400 Kg



340°



2400 sqm



41 (l) - 0,5(l/h)

- Multi directionally adjustable and tiltable floodlights
- Telescopic vertical mast 5,5m
- Manual lifting system by winch complete with auto-breaking system
- Galvanized metalworks
- 80 µm powder coating
- Very compact dimensions for easy handling & transportability, up to 20 nits per truck
- Central lifting eye, and forklift pockets for effective handling
- Guided main coiled cable to avoid damage during tower operation
- Control panel alarms for engine protection and fuel level indicator
- Circuit breaker for electrical protection against overload
- External emergency stop button
- Certified wind stability up to 110 km/h
- Height adjustable stabilizers
- On board levels for guidance during stabilization
- Winch cover
- 2 retractable galvanized handles

APPLICATIONS



Special events



Rural & hard to reach areas



Emergency response




Construction & work sites



Gas, oil & mining operations



Military applications



26
Units Per Truck



You can place 30 units on a single vehicle thanks to one of the compactest footprints on the market.

LED TECHNOLOGY

SAFETY MANUAL VERTICAL MAST

GALVANIZED BODY
DURABLE ANTI-CORROSION
PROTECTION



technical data

General	
Dimensions (LxWxH) (mm)	1320 x 870 x 2300
Dry weight	Kg 400
Engine battery	12 V - 38 Ah
Fuel tank capacity	41 l
Noise level	65dBA 7m

Floodlights	
Type	LED
Floodlights installed	4
Floodlights power	150W
IP level	65

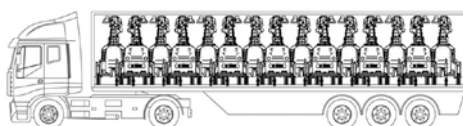
Mast	
Lifting method	Manual
Maximum Height	5500 mm
Maximum Wind Speed	110 km/h

Generator-double isolation	
Model	Linz SP 10M
Rated Output	4,2 kVA
Rated Frequency	50 Hz
Rated Voltage	230 V
Power available to auxiliary socket	3,2 kVA @ cos φ 1

Engine	
Model	Yanmar L70AE
Number of cylinder	1
Displacement	320 cm ³
Engine speed	3000 rpm
Fuel consumption	0,5 l/h
Average runtime before refueling	82 h
Cooling system	air

Standard load delivery

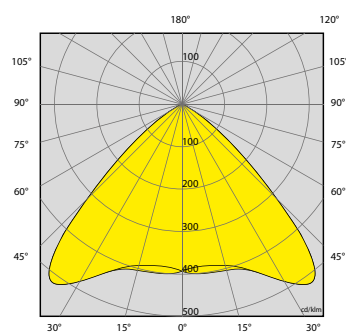
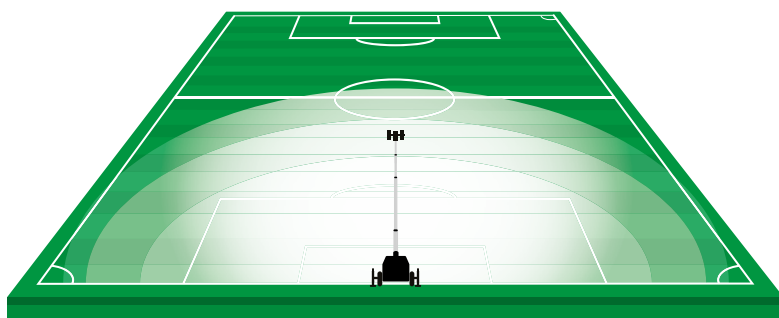
26 sets



Units Per Truck

Illuminated area (5 lux min.)

2400 sqm



TRIME s.p.a.
 Strada per Robecco, snc
 20081 Cassinetta di Lugagnano (MI) - Italy
 Tel. +39 02 942 1724
 www.trime.it - info@trime.it